

BNY Mellon Real Return Fund (Responsible)

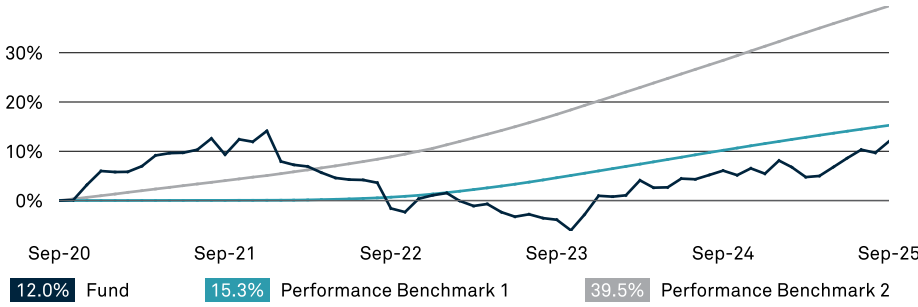
Institutional Shares W (Acc).

PERFORMANCE BENCHMARK

The Fund will measure its performance before fees against two benchmarks:
 – 3-year Benchmark: Over 3-year periods the Fund measures its performance against the Sterling Overnight Index Average (SONIA), compounded over 30 days.
 – 5-year Benchmark: Over 5-year periods the Fund measures its performance against SONIA, compounded over 30 days, plus 4% per year.
 SONIA is the average interest rate banks pay to borrow pounds sterling overnight and is used as a proxy for the return on cash deposits. The 30-day rate is calculated by compounding the daily SONIA rates throughout the previous 30-day period.

The Fund will use the 3-year Benchmark as a lower threshold for the Fund's performance to match or exceed as it is representative of the return on cash deposits. The Fund will use the 5-year Benchmark as an upper threshold for the Fund's performance to match or exceed over any 5-year period as it is consistent with the level of risk the Fund takes. The Fund is actively managed, which means the Investment Manager has discretion over the selection of investments, subject to the investment objective and policies as disclosed in the Prospectus.

5 YEAR CUMULATIVE PERFORMANCE (%)



ANNUAL PERFORMANCE TO LAST QUARTER END

From	Sept 2020	Sept 2021	Sept 2022	Sept 2023	Sept 2024
To	Sept 2021	Sept 2022	Sept 2023	Sept 2024	Sept 2025
Fund Return (%)	9.32	-9.99	-2.34	10.38	5.60
	2020	2021	2022	2023	2024
Fund	9.57	7.68	-11.45	-0.11	4.45
Performance Benchmark 1	0.21	0.05	1.26	4.63	5.23
Performance Benchmark 2	4.21	4.05	5.26	8.70	9.23

Source: Lipper. Fund performance of this share class is calculated as total return, including reinvested income net of applicable UK tax and charges, based on net asset value. All figures are in GBP terms.

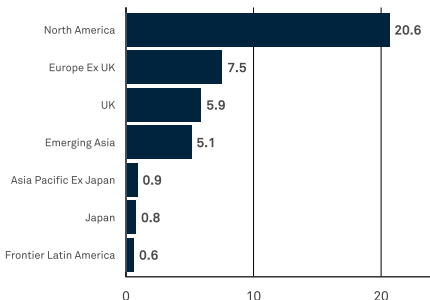
TOP 10 HOLDINGS (%)

Government (USA) 1.25% 15/04/2028	6.6
Government (U.K) 4.75% 22/10/2043	4.5
Government (Brazil) 0% LTN 01/01/2030	4.2
Leadenhall UCITS ILS Fund	2.5
Invesco Physical Gold ETC	2.4
iShares Physical Gold ETC	2.1
Microsoft Corporation	2.1
Amundi Physical Gold ETC	2.1
Alphabet Inc, Class A	1.8
NVIDIA Corporation	1.8

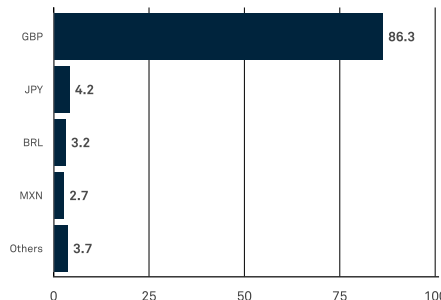
EQUITY SECTOR BREAKDOWN (%)

Financials	9.6
Information Technology	7.5
Industrials	7.0
Communication Services	5.7
Consumer Discretionary	3.5
Health Care	3.3
Consumer Staples	2.5
Utilities	1.2
Materials	1.0

REGIONAL EQUITY ALLOCATION (%)



CURRENCY ALLOCATION (%)



Source: BNY Mellon Investment Management EMEA Limited

INVESTMENT MANAGER



Newton Investment Management: Newton seeks to deliver strong outcomes to its clients by taking an active, multidimensional and engaged investment approach, applied across its active equity, income, absolute-return (including fixed-income), multi-asset and thematic strategies, and strategies with sustainability characteristics.

INVESTMENT OBJECTIVE

The Fund seeks to deliver positive returns on a rolling 3 year basis after fees. The Fund aims to deliver positive returns before fees within a range cash (SONIA (30-day compounded)) on a rolling 3 year basis and cash (SONIA (30-day compounded)) + 4% per annum on a rolling 5 year basis (meaning a period of three years or five years respectively, no matter which day you start on). However, positive returns are not guaranteed and a capital loss may occur.

PERFORMANCE DISCLOSURE

Past performance is not a guide to future performance. The value of investments and the income received can fall as well as rise and investors may not get back the original amount invested. Please refer to the prospectus, KIID and other fund documents for a full list of risks and before making any investment decisions. Documents are available in English and in selected local languages where the fund is registered. Go to bny.com/investments. Returns may increase or decrease as a result of currency fluctuations.

GENERAL INFORMATION

Fund size (millions)	£ 181.96
Performance Benchmark 1	SONIA (30-day compounded)
Performance Benchmark 2	SONIA (30-day compounded) + 4%
Lipper sector	Lipper Global -Absolute Return GBP Med IA Sector
Fund type	Targeted Absolute Return
Fund domicile	ICVC
Fund manager	UK
Base currency	Nick Pope
Investment vehicle name	GBP
	BNY Mellon Investment Funds

INSTITUTIONAL SHARES W (ACC). SHARE CLASS DETAILS

Inception date	24 Apr 2018
Min. initial investment	£ 500,000
ISA	No
ISA Transfer	No
Annual mgmt charge	0.75%
ISIN	GB00BD6DRD55
Ongoing charge	0.85%
Costs incurred when purchasing, holding, converting or selling any investment, will impact returns. Costs may increase or decrease as a result of currency and exchange rate fluctuations.	

KEY DATES

Fund launch	24 Apr 2018
Distributions	28 Feb & 31 Aug

RISK PROFILER RATINGS



Ratings should not be used for making an investment decision and do not constitute a recommendation or advice in the selection of a specific investment or class of investments.

BOND PORTFOLIO BREAKDOWNS

RATING BREAKDOWN

Average Rating	A-
Government Bonds	AA+
Investment Grade Bonds	BBB
High Yield Bonds	B+
EM Sovereign	BB

DURATION (IN YEARS)

Average Gross Bond Duration (Years)	5.5
Average Net Bond Duration (Years)	2.0
Government Bonds	0.1
Investment Grade Bonds	4.9
High Yield Bonds	3.6
EM Sovereign	4.6

NUMBER OF HOLDINGS

No. of Holdings	39
Government Bonds	10
Investment Grade Bonds	4
High Yield Bonds	21
EM Sovereign	4

YIELD (%)

Average yield (%)	6.3
Government Bonds	4.4
Investment Grade Bonds	6.7
High Yield Bonds	6.6
EM Sovereign	11.5

Source: BNY Mellon Investment Management EMEA Limited

KEY RISKS ASSOCIATED WITH THIS FUND

- The value of investments can fall. Investors may not get back the amount invested. Income from investments may vary and is not guaranteed.
- Currency Risk: This Fund invests in international markets which means it is exposed to changes in currency rates which could affect the value of the Fund.
- Derivatives Risk: Derivatives are highly sensitive to changes in the value of the asset from which their value is derived. A small movement in the value of the underlying asset can cause a large movement in the value of the derivative. This can increase the sizes of losses and gains, causing the value of your investment to fluctuate. When using derivatives, the Fund can lose significantly more than the amount it has invested in derivatives.
- Changes in Interest Rates & Inflation Risk: Investments in bonds/money market securities are affected by interest rates and inflation trends which may negatively affect the value of the Fund.
- Credit Ratings and Unrated Securities Risk: Bonds with a low credit rating or unrated bonds have a greater risk of default. These investments may negatively affect the value of the Fund.
- Credit Risk: The issuer of a security held by the Fund may not pay income or repay capital to the Fund when due.
- Emerging Markets Risk: Emerging Markets have additional risks due to less-developed market practices.
- Charges to Capital: The Fund takes its charges from the capital of the Fund. Investors should be aware that this has the effect of lowering the capital value of your investment and limiting the potential for future capital growth. On redemption, you may not receive back the full amount you initially invested.
- Responsible Investing Risk: The investment policy for this Fund places restrictions on its exposure to certain sectors or types of investments to reflect its responsible investing approach. The Fund's performance may be negatively impacted due to these restrictions in comparison to funds which do not have these restrictions. The Fund will not engage in securities lending activities and, therefore, may forego any additional returns that may be produced through such activities.
- Counterparty Risk: The insolvency of any institutions providing services such as custody of assets or acting as a counterparty to derivatives or other contractual arrangements, may expose the Fund to financial loss.
- Investment in Infrastructure Companies Risk: The value of investments in Infrastructure Companies may be negatively impacted by changes in the regulatory, economic or political environment in which they operate.
- A complete description of risk factors is set out in the Prospectus in the section entitled "Risk Factors".

HISTORIC YIELD (AS AT 30 SEPTEMBER 2025)

Share class	Yield
Institutional Shares W (Accumulation)	2.68%

Historic yield is derived from the total dividends paid by the fund over the last twelve months. Yields are shown on a net basis, do not include any initial charge, and investors may be subject to tax on distribution.

The fund can invest more than 35% of net assets in different Transferable Securities and Money Market Instruments issued or guaranteed by any EEA State, its local authorities, a third country or public international bodies of which one or more EEA States are members.

Effective 2 April 2025, the Fund name changed from BNY Mellon Sustainable Real Return Fund to BNY Mellon Real Return Fund (Responsible).

This is a financial promotion. Portfolio holdings are subject to change, for information only and are not investment recommendations. Calls may be recorded. For more information visit our Privacy Policy. BNY is the corporate brand of The Bank of New York Mellon Corporation and may be used to reference the corporation as a whole and/or its various subsidiaries generally.

BNY Mellon Investment Funds, is an open-ended investment company with variable capital (ICVC) with limited liability between sub-funds. Incorporated in England and Wales: registered number IC27. The Authorised Corporate Director (ACD) is BNY Mellon Fund Managers Limited (BNY MFM), incorporated in England and Wales: No. 1998251. Registered address: BNY Mellon Centre, 160 Queen Victoria Street, London EC4V 4LA. Authorised and regulated by the Financial Conduct Authority.

Issued in the UK by BNY Mellon Investment Management EMEA Limited, BNY Mellon Centre, 160 Queen Victoria Street, London EC4V 4LA. Registered in England No. 1118580. Authorised and regulated by the Financial Conduct Authority. Newton is a member of the IA.

MIS0003-311025

Issued on 14/10/2025